



**TMA**SYSTEMS

**WebTMA  
Cumulative Release Notes  
2026**

February 2026

This document contains Release Notes for v7

Copyright © 1999-2026 TMA Systems, LLC

All rights reserved.

WebTMA and WebTMA Plus are trademarks of TMA Systems, LLC

Warning: This documentation is protected by copyright laws and international treaties. Unauthorized reproduction or distribution of this documentation, including any portion of it, may result in severe civil and criminal penalties, and will be prosecuted to the maximum extent possible under the law.

February 2026

TMA Systems, LLC

7645 E. 63<sup>rd</sup> St., Suite 110

Tulsa, OK 74145

E-mail: [support@tmasystems.com](mailto:support@tmasystems.com)

Phone: 918.858.6600

# Contents

February 3, 2026 .....	1
VOC – Mass Import Technician Template .....	1
Mass Import for MWI Now Has GIS Fields.....	1
Report Writer New Form – Purchase Order Items.....	2
Service Vendor Field Added to Equipment Search .....	2
Building Work Orders Tab Enhanced .....	2
January 20, 2026 .....	4
RRule Now Supports “By Month” Selection .....	4
Warehouse API Endpoints Added.....	4
January 6, 2026.....	5
VOC – AI Email Work Request .....	5
New Fuel Budget Code .....	5
Lease Management Search and Query Selections Added.....	6
Lease Number Field Added to Work Order .....	6
Custodial Point Request Details Added .....	7
Fiscal Year Added to Utility Ticket Window .....	7
Progress on Database Views in Knowledge Base.....	7

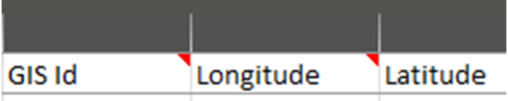
February 3, 2026

## VOC – Mass Import Technician Template

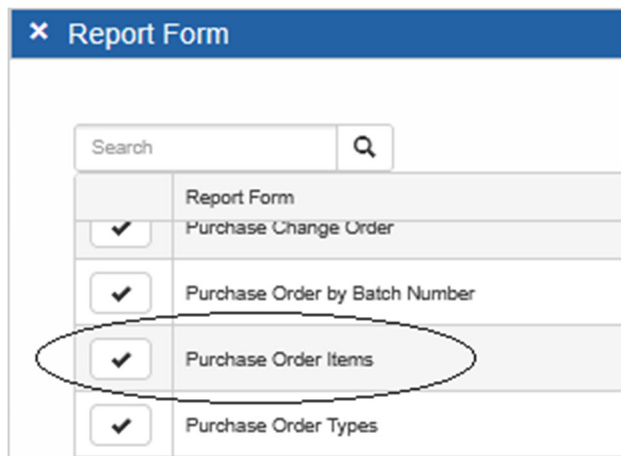
<div><div>Technician</div><div>Technician excel import template.</div></div> <div><div>Modified: Jan 28, 2026</div><div>TechnicianImportTemplate.xlsx</div></div>	<p><b>Summary:</b> A new <i>Technician</i> Template has been added to Mass Import.</p> <p><b>Details:</b></p> <p>You now have the opportunity to save time by importing new or updated Technician information such as Charge Rate, Repair Centers, and many other fields.</p> <p>Currently, only one Trade is imported; however, that will change soon.</p> <p>This is the February <u>Voice of the Customer</u> enhancement. It was a feature request from the WebTMA Knowledgebase Community and had several up votes. WebTMA has evolved into the solution it is largely through great feedback and suggestions provided by our clients.</p>
---	---

Path: *Admin > Mass Import / Templates*

## Mass Import for MWI Now Has GIS Fields

 <p>Columns added to the Templates listed at the right</p>	<p><b>Summary:</b> Several Mass Import Templates now include GIS-related fields for maintenance-worthy items (MWI).</p> <p><b>Details:</b></p> <p>Importing this information allows you to use the information with TMA's internal GIS map and MapIt! function.</p> <p>The GIS fields are:</p> <ul style="list-style-type: none"><li>• GIS Id</li><li>• Latitude</li><li>• Longitude</li></ul> <p>The fields have been added to the following Templates:</p> <ul style="list-style-type: none"><li>• Area</li><li>• Asset</li><li>• Building</li><li>• Equipment</li><li>• Floor</li></ul> <p><b>In addition,</b> the Area Template now includes <i>Area Function</i>.</p>
---	--

## Report Writer New Form – Purchase Order Items



	Report Form
<input checked="" type="checkbox"/>	Purchase Change Order
<input checked="" type="checkbox"/>	Purchase Order by Batch Number
<input checked="" type="checkbox"/>	Purchase Order Items
<input checked="" type="checkbox"/>	Purchase Order Types

Path: *Reports > Report Writer / Identity Tab*

**Summary:** A new *Report Form, Purchase Order Items*, has been added to the *Report Writer* window.

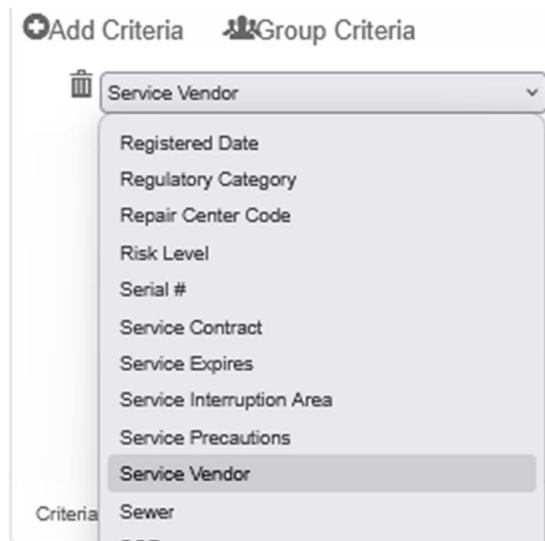
**Details:**

This Form was added to allow you to report on distributions for Purchase Order items so you can see what distributions are connected to the items.

If you have previously wanted to include these items in your Purchase Order reports, this Form gives you the resource to do that.

The new Form groups PO Item numbers in your report.

## Service Vendor Field Added to Equipment Search



+Add Criteria    Group Criteria

Service Vendor

- Registered Date
- Regulatory Category
- Repair Center Code
- Risk Level
- Serial #
- Service Contract
- Service Expires
- Service Interruption Area
- Service Precautions
- Service Vendor

Criteria: Sewer, CO2

Path: *Organization > Equipment > Record-Find*

**Summary:** *Service Vendor* is now available for queries and column selections for Equipment search and browse actions.

**Details:**

This is a free-form text field in the *Contact Information* Section of the *Equipment / Identity* Tab.

If you use it to identify the Service Vendor by name, phone, or other detail, you can easily search and query the field.

**NOTE:** Your WebTMA Administrator has the option to include the *Service Vendor* field.

## Building Work Orders Tab Enhanced

**Summary:** We have enhanced the *Building / Work Order* Tab to include child locations. You now have a

Entity	Contractor	PMs	Sub Assemblies	Total View	Utility Billing	Cost	Capital Planning	Rates	Inspection Findings	Work Orders
Code 123										Name Building A
Open Work Orders										
	Number	Requested	Est. Start	Item Type	Tag #	Description	RC	Type		
▶	BIO-11587	01/29/2025 08:39		Floor	Floor A		BIOFAC	Comm		
▶	BIO-10240	06/20/2023 15:33		Area	123-12345	Dormitory-12345	BIOFAC	Comm		
▶	FAC-10295	09/20/2023 15:57		Building	123	Building A	BIOFAC	Plant		

Path: *Organization > Building > Building-Work Orders*

wholistic view of all work orders affiliated with the Building.

#### Details:

Work Orders for Areas and Floors that are associated with a Building are now visible on the *Building / Work Orders* Tab.

Work Orders written for Areas or Floors within the Building are displayed on both the *Areas / Work Orders* Tab and the *Building / Work Orders* Tab.

Work Orders for related Areas, Floors, and Buildings are reflected on the Facility record as well.

# January 20, 2026

Release Notes for 2025, 2024, 2023, and 2022 is available in the Knowledge Base.

## RRule Now Supports “By Month” Selection

Calendar Schedule

Use Modern Interval Pattern☒

Next PM Date\*  
01/30/2026

Repeats  
Every 1 Month(s)

Jan☐ Feb☐ Mar☒ Apr☒ May☒ Jun☒  
Jul☒ Aug☒ Sep☒ Oct☒ Nov☐ Dec☐  
☐ On day 30  
☒ On the last Friday  
☐ On the second from last day

Projected Dates  
Friday, Mar 27, 2026 Friday, May 29, 2026  
Friday, Apr 24, 2026 Friday, Jun 26, 2026

**Summary:** The RRule repeating pattern for recurring events such as PMs now gives you several configurations that allow you to specify specific months for your selected interval.

### Details:

This allows you, for example, to select *Every 1 Month* but choose only the months that apply rather than all months. You can also specify certain days of the month.

You can use the same process for weekly, daily, and yearly.

## Warehouse API Endpoints Added

Warehouses		
GET	/v2/Warehouses	Return a list of Warehouses matching provided optional criteria.
POST	/v2/Warehouses	Creates a new record.
GET	/v2/Warehouses/{id}	Get a specific record.
PUT	/v2/Warehouses/{id}	Updates an existing record.
PATCH	/v2/Warehouses/{id}	Replace specified data for a specific Record.
DELETE	/v2/Warehouses/{id}	Deletes a specific record.

**Summary:** Endpoints for Warehouses in WebTMA have been added to Swagger.

### Details:

These are now available in the Swagger WebTMA Platform API.

These new APIs are fully described in our [Swagger documentation](#).

January 6, 2026

Release Notes for 2025, 2024, 2023, and 2022 can be found in the Knowledge Base.

## VOC – AI Email Work Request

Path: *Client Info / Inbound Emails Tab*

Path: *Transactions > Request > Request Log*


**Summary:** If you have the Platform API module, you have the option to set up a standard “maintenance” email address for Requests. WebTMA can convert the message from this email address into a record in the *Request Log* window and optionally use AI to enhance the request record.

### Details:

The process involves a certain amount of setup in *Client Info* using the new *Inbound Emails* Tab. This Tab is only visible if you have the additional Platform API module.

You can inform your Requestors of the new email address. If details about the Requestor are in *User Management > Requestors*, that information such as location and phone number are automatically inserted in a new AI generated *Request Log* record.

The requestor’s message is included in the *Action Requested* field, and if you choose, AI suggests a *Task Code* based on the content of the message.

Fields that contain information suggested by AI are indicated by this icon .

**NOTE:** A separate document will be available for details on the full setup.

This is the January Voice of the Customer enhancement. It was presented in the Election for Direction during UC 2025. WebTMA has evolved into the solution it is largely through great feedback and suggestions provided by our clients.

## New Fuel Budget Code

Path: *Organization > Lookups > Fuel Types*

**Summary:** A new *Budget Code* field on the *Fuel Types* window applies to Credit Accounts for the *Fuel & Oil* window.

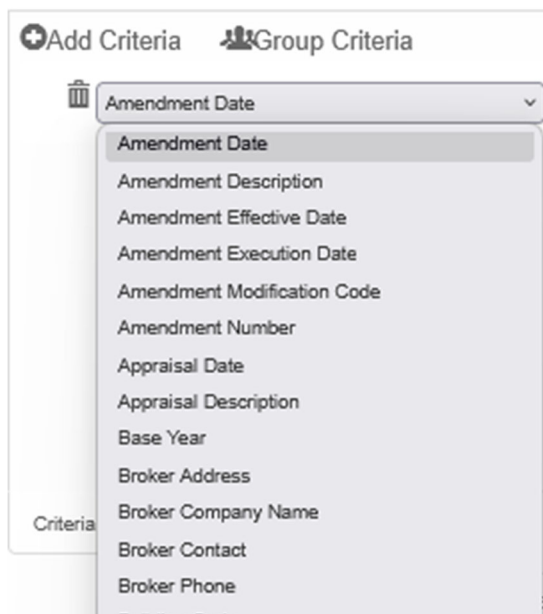
### Details:

This applies to Credit Accounts and is set up in *Lookups > Fuel Types*.

The *Budget Code* field on the *Fuel & Oil* window applies to Debit Accounts.



## Lease Management Search and Query Selections Added



Path: *Organization > Lease Management > Records*

**Summary:** New selections have been added to the drop-down list for Lease Management queries.

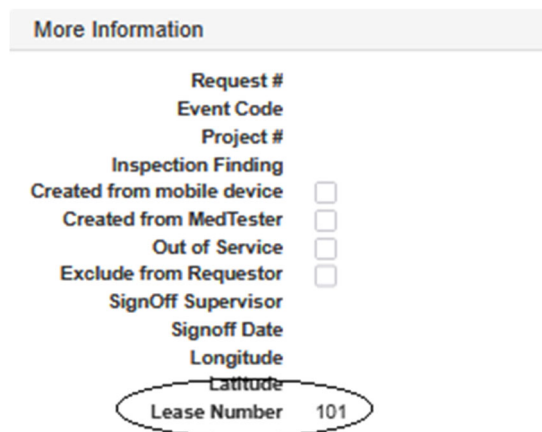
**Details:**

The searchable and reportable list now includes the following sections from the *Identity* Tab and their related columns:

- Brokers
- Amendments
- Appraisals
- Estimates
- Tax
- Responsibilities
- Punch List

In addition, Schedule information from the *Schedules* Tab is available.

## Lease Number Field Added to Work Order



Path: *Transactions > Work Order > Records / Identity Tab–More Information Section*

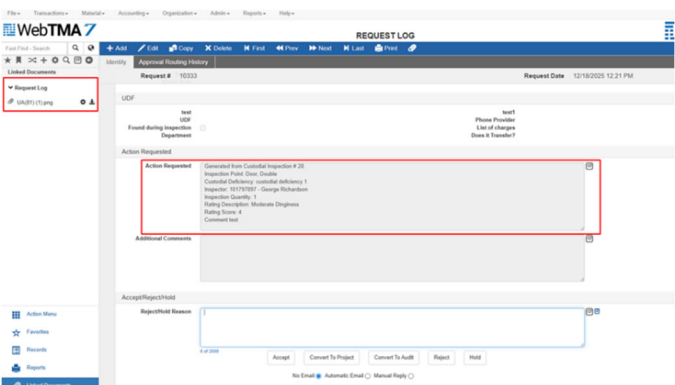
**Summary:** When you generate a Work Order from the *Punch List* section of Lease Management records, the *Work Order* window now includes a *Lease Number* field.

**Details:**

Since the additional Lease Management module includes a Punch List where you can generate a Work Order if needed, this helps you identify the source of the Work Order.

This is like Requests and Projects, that are also indicated as the source of a Work Order when applicable.

# Custodial Point Request Details Added



Path: Transactions > Request > Request Log

**Summary:** When you create a Point request from the *Custodial Inspection* window, additional information is now included in the *Request* record.

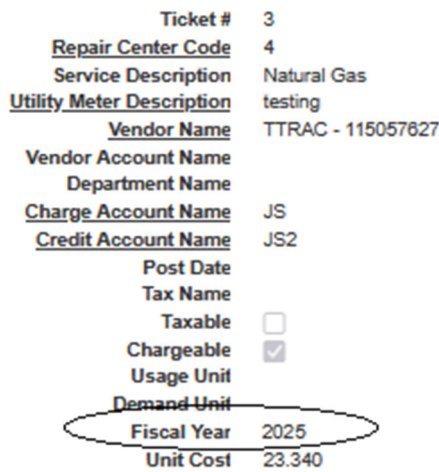
**Details:**

In the *Action Requested* field, you can now see the following information:

- Custodial Inspection #
- Inspection Code
- Inspector
- Custodial Deficiency
- Inspection Quantity
- Rating Description
- Rating Score
- Comments

In addition, any Linked Documents are added to the *Linked Documents* section of the Navigation panel.

# Fiscal Year Added to Utility Ticket Window



Path: Organization > Utility > Utility Ticket / Identity Tab

**Summary:** The *Fiscal Year* field has been added to the *Utility Ticket* window.

**Details:**

You can enter the year of your choice.

**NOTE:** This field was available in a previous version of the application.

# Progress on Database Views in Knowledge Base

Click to open  
<https://knowledgebase.tmasystems.net/hc/en->

**Summary:** WebTMA has heard your requests for a complete list of database views. These are used for reporting by SaaS clients with Direct Database Connect or the Business Intelligence module. On-

us/articles/23648067588493-List-of-WebTMA7-Database-Views

premise clients are also urged to use these Views for reporting rather than query directly against transactional tables.

**Details:**

Although not fully completed, the Database Definitions section of the Knowledge Base currently has 415 views with more being added each week.

The section includes a “List of WebTMA7 Database Views” article that is a table of the View names with a short definition. Many rows in the table are linked to the full View.

Ultimately, the table will connect to Views for all rows. Click a link to open a full View in a new tab.

